

MW150L Windsor Large



Product Description

The Windsor Large Lantern was designed to bring the popular style of a Victoria lantern to a suitable standard that would be able to cope with and endure the modern day environment and the high demands placed upon a street lighting luminaire today. The design brief demanded a lantern that was robust, simple to maintain, efficient, flexible and styled in such a way as to replicate the design of a bygone era. The demands and needs of both public and private sectors for a vandal resistant, decorative traditional luminaire that satisfied the scrutiny of the conservationists was a tall order but one that was and is, more than satisfied by the Windsor Large lantern.

Product Features

Dimensions

Height: **849mm** | Width **455mm**

Construction

Hood: **Cast Aluminium**

Frame: **Cast Aluminium**

Frog: **Cast Aluminium or Fabricated**

Weight: **14Kg**

IP Rating: **66**

IK Rating: **10**

Glazing

One-piece UV stabilized, clear polycarbonate bowl as standard. Structured, frosted, tinted & opal glazing available on request.

Finish

Polyester powder coat to any BS or RAL colour. glazing available on request.

Gear

- Mercury
 - Metal Halide
 - Sodium
 - LED up or down light
- All lamps & gear can be catered for.

Optics

- SGS203
- SGS252
- SGS253
- Refractor
- Louvre

Photocell

All photocells can be catered for

Mounting

Top, bottom & cradle
Column & wall


Guarantee

10 years as standard

MW150L Windsor Large



MW150L Windsor Large Lantern Mounting Options




POST TOP BRACKET
BOTTOM FIXED LANTERN



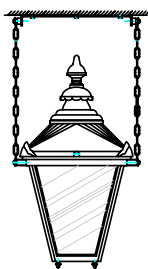
STEEL FROG



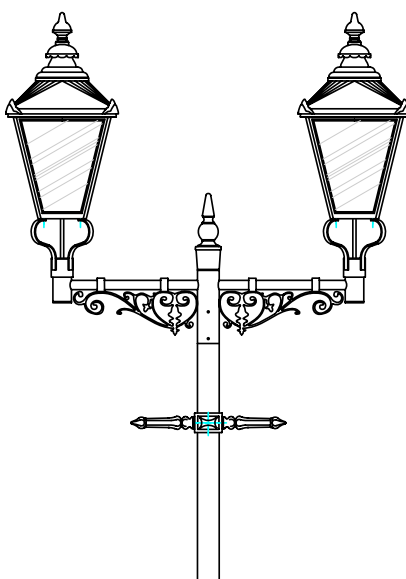
CAST FROG




WALL FIXED BRACKET
CRADLE MOUNTED LANTERN



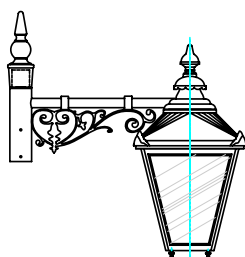
CEILING SUSPENDED
CRADLE MOUNTED LANTERN



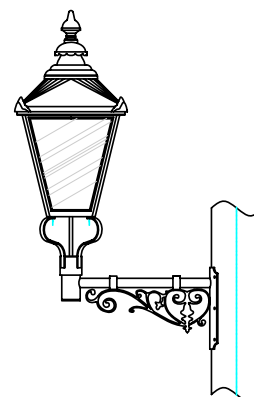
POST TOP BRACKET
BOTTOM FIXED LANTERNS
TWINS & TRIPLES



CORNER BRACKET
TOP FIXED LANTERN



POST TOP BRACKET
TOP FIXED LANTERN



POST FIXED BRACKET
BOTTOM FIXED LANTERN



PHILIPS
Lamps, Gear & Optics
used as standard